


Fall Place Value




5 posters, 4
games, and 5
recording sheets!




Contents:


- greater than, less than, equal to posters
- comparing numbers posters and sorting game
- identifying place value sort
- ordering numbers activity
- place value match up game



Greater Than




Less Than



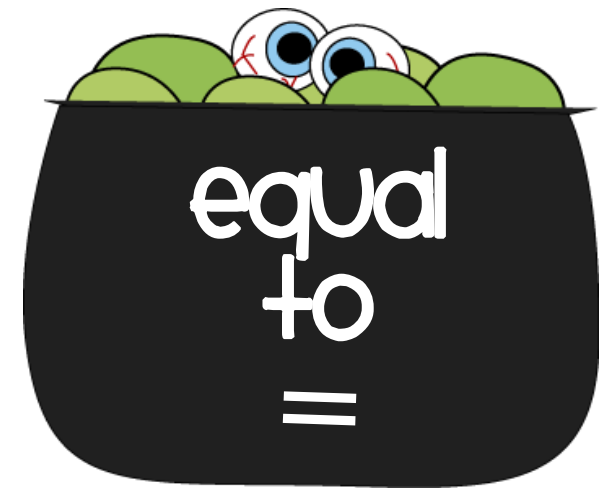
Equal To


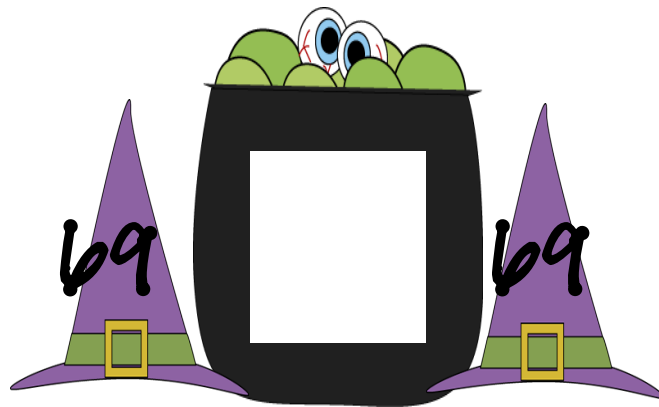




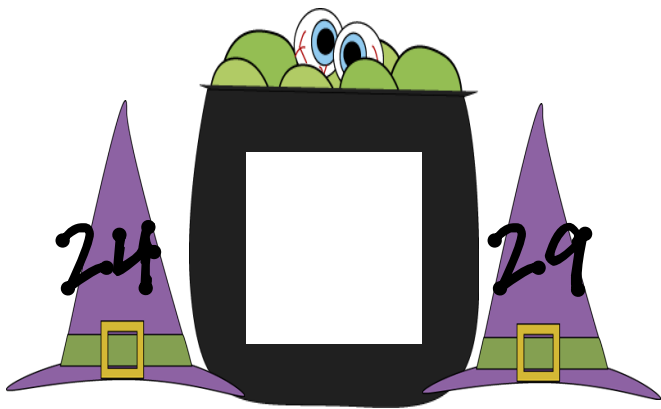








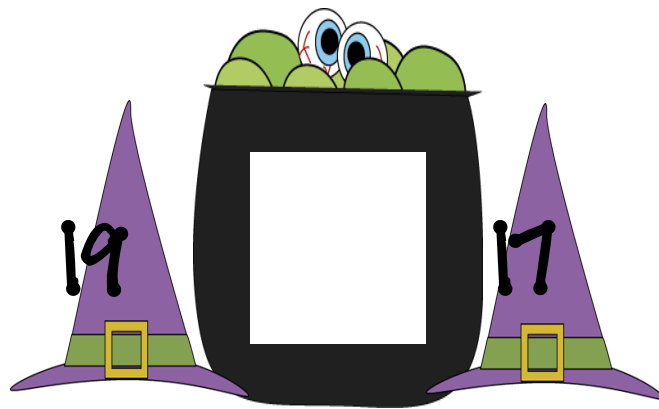

Comparing Numbers



Directions: Look at the numbers on each card. Decide if there should be a greater than symbol ($>$), less than symbol ($<$) or equal sign ($=$) on the pot. Use the sorting mat to put the card in the correct group. When you finish sorting, complete the worksheet.

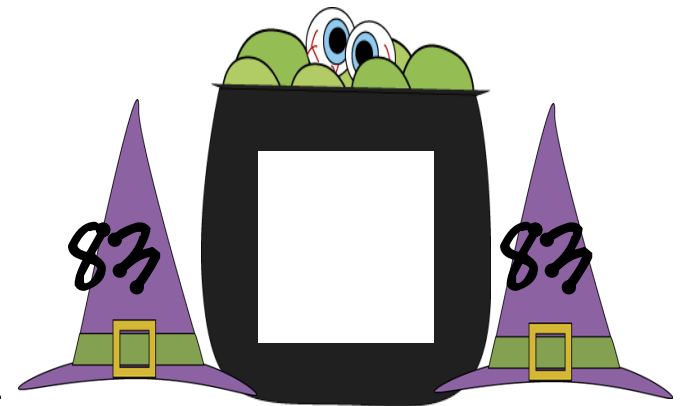





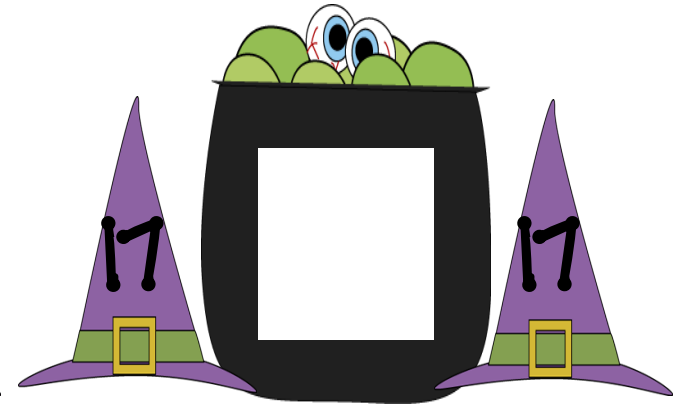








Name: _____ Date: _____

Directions: Put the correct symbol on the pot to make a true number sentence.








Directions: Look at the candy pieces. Each candy piece has a digit that is underlined. Determine if the underlined digit is in the hundreds, tens, or ones place. Use the sorting mat to put them in the correct group. When you finish sorting, complete the recording sheet.










Name: _____ Date: _____
Directions: Look at the underlined digit. If it is in the ones place color it orange. If it is in the tens place color it green. If it is in the hundreds place, color it purple.






Ordering Numbers

Least to Greatest





Ordering Numbers



Greater to Least



Directions: Cut out the pieces of candy corn. Arrange them in order from greatest to least. Glue them down on the recording sheet.



Directions: Cut out the pieces of candy corn. Arrange them in order from greatest to least. Glue them down on the recording sheet.







Name: _____ Date: _____



Greatest to Least Recording Sheet

Directions: Use this sheet to arrange the candy corn pieces in order from greatest to least. Glue them down on the lines below.

Directions: Cut out the pieces of candy corn. Arrange them in order from least to greatest. Glue them down on the recording sheet.



Directions: Cut out the pieces of candy corn. Arrange them in order from least to greatest. Glue them down on the recording sheet.



Name: _____ Date: _____


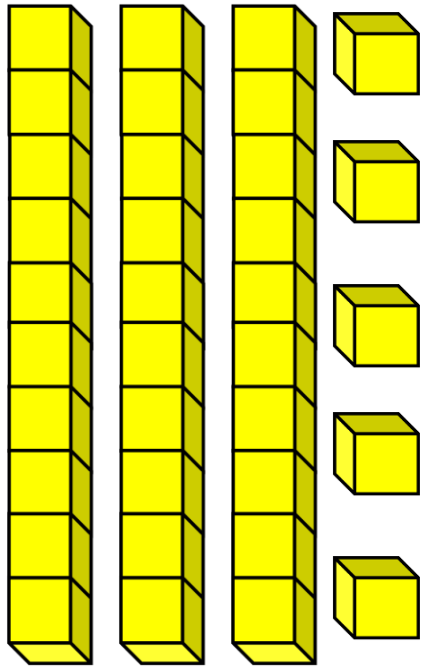
Least to Greatest Recording Sheet

Directions: Use this sheet to arrange the candy corn pieces in order from least to greatest. Glue them down on the lines below.

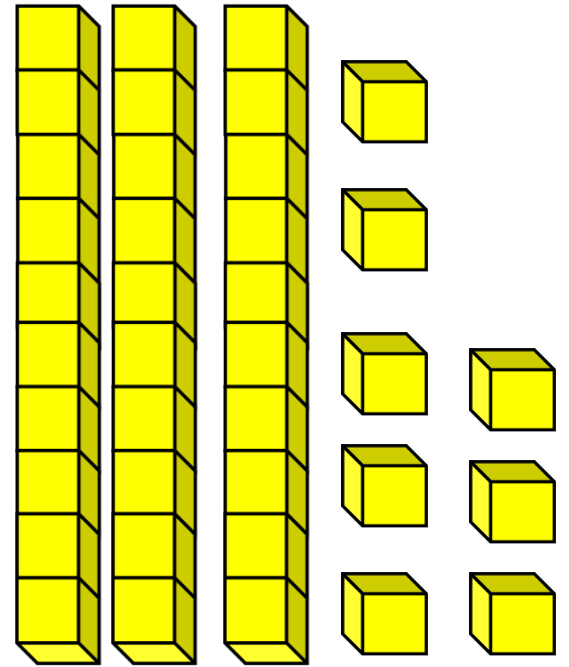
Place Value Match



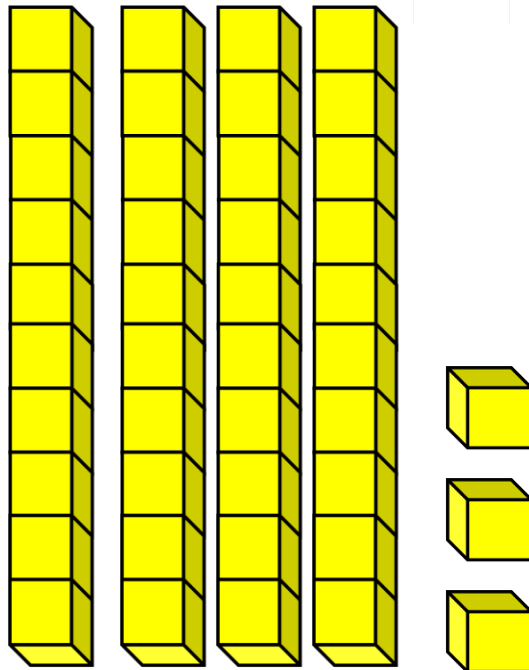
Directions: Play this like a memory game. Put all the cards facedown on the table. Take turns choosing 3 cards. You must match the standard form, expanded form, and base 10 models in order to keep the cards. When you finish matching the cards, complete the recording sheet.




43


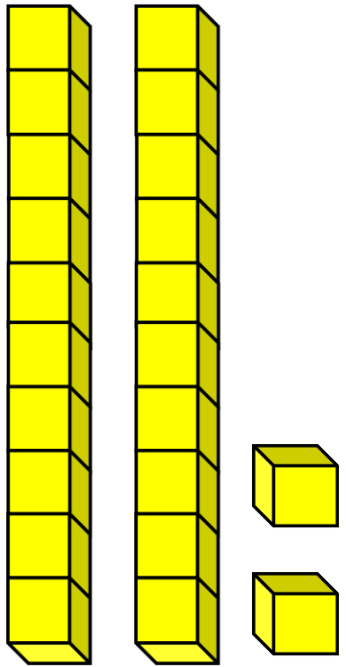


35

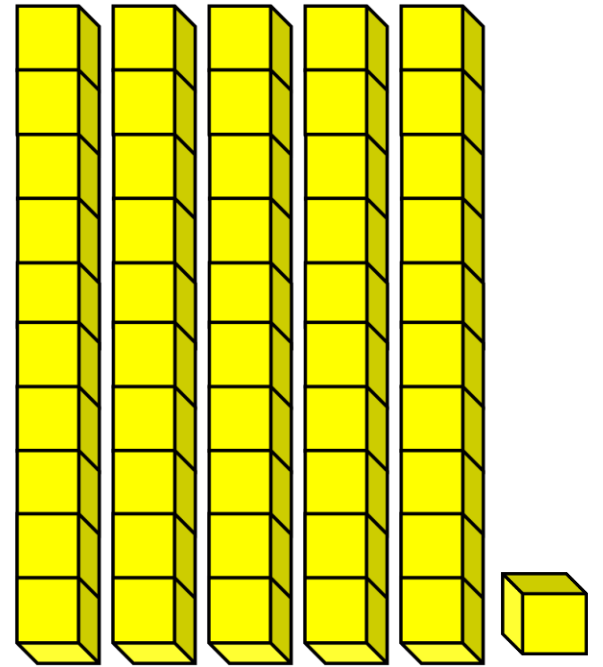


BOO!

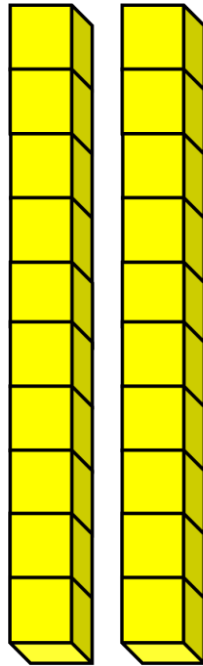



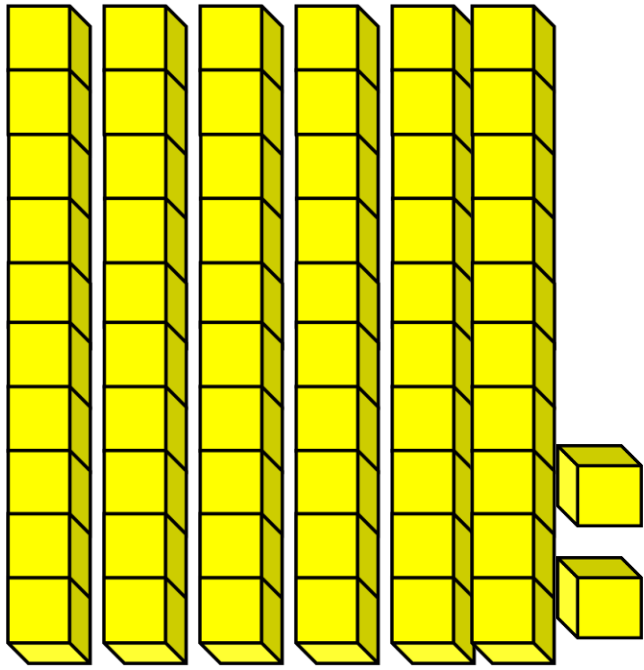


20

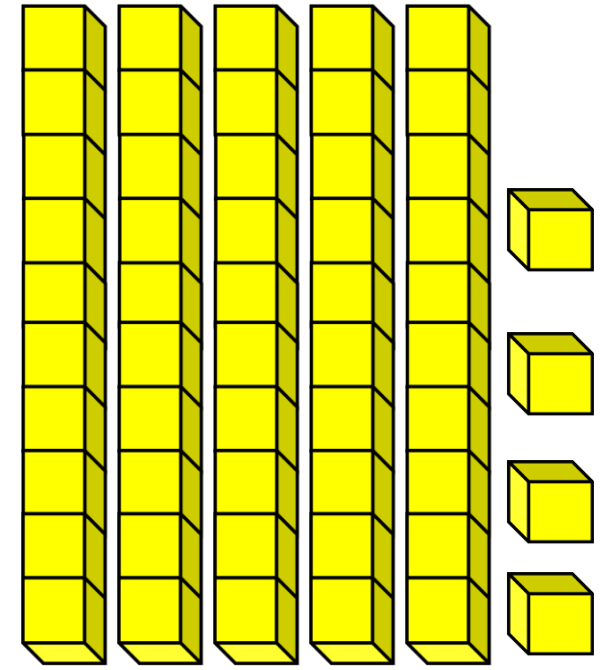


22

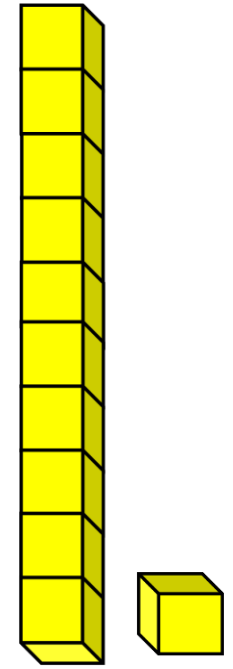





11




62




$$40 + 3$$




$$30 + 5$$




$$30 + 8$$



$$20 + 2$$



$$20 + 0$$



$$50 + 1$$



$$60 + 2$$



$$10 + 1$$



$$50 + 4$$



Name: _____ Date: _____

Directions: Use this sheet to record your matches from the Place Value Match Up Game.

number	base 10 blocks	expanded form

Credits:

graphics:
mycutefegraphics.com

fonts:
kevinandamanda.com/fonts

backgrounds:
dreamlikemagic.blogspot.com

frames:
digi scrap delights



Thank you!

Thank you for downloading this product. I hope you and your students enjoy it. For more tips and resources, please visit my blog at

<http://successinsecondgrade.blogspot.com>

